



November 2017

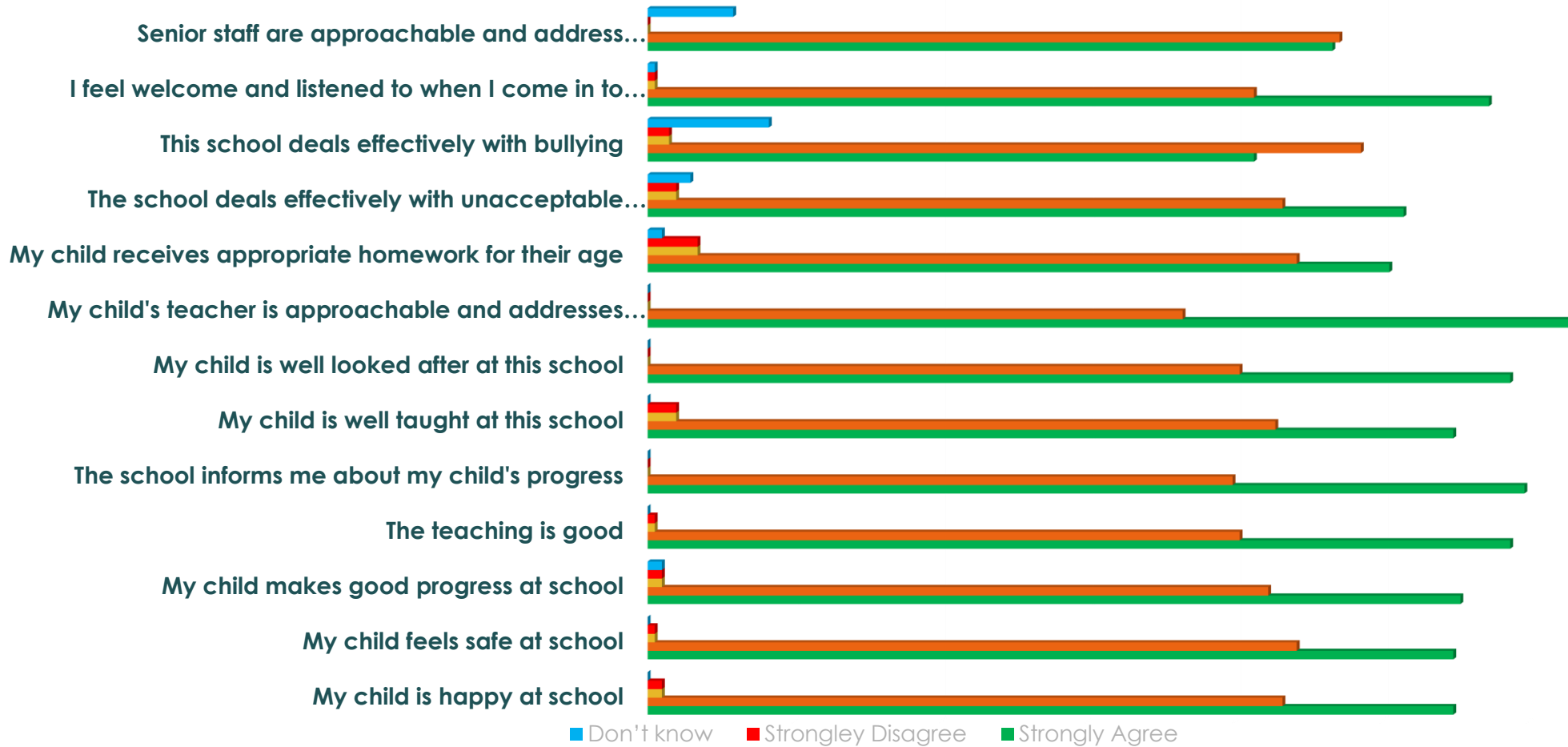
Analysis Of Parent Survey Responses



- ▶ **Parent Survey Responses** –Chart Showing Percentage of Positive, Negative and Don't Know Responses for November 2017.
- ▶ **Parent Survey Responses** – Breakdown by Question
- ▶ **Questions with Highest Percentage of Strongly Agree/Agree Responses**
- ▶ **Questions with Highest Percentage of Disagree/Strongly Disagree Responses**

Chart showing a proportion of **Positive** **Negative** **Don't Know** responses from **November 2017**

(Responses to some questions were left blank – blank responses have been recorded as 'Don't know')

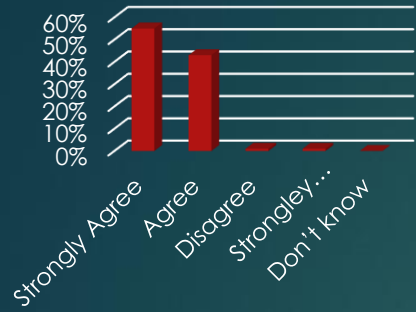




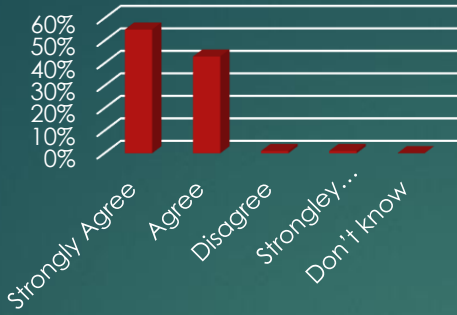
Parent Survey Responses – Breakdown by Question

No. of responses= 205

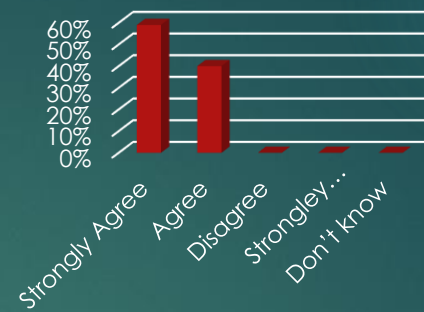
My child is happy at school...



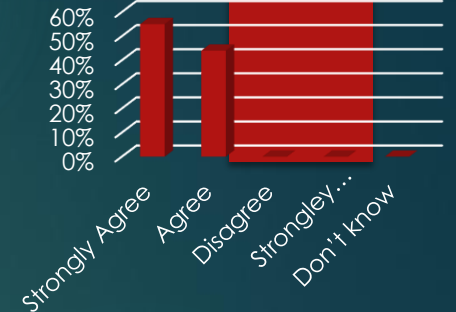
My child makes good progress at school...



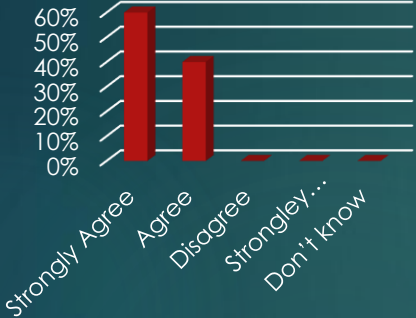
The teaching at BCPS is good...



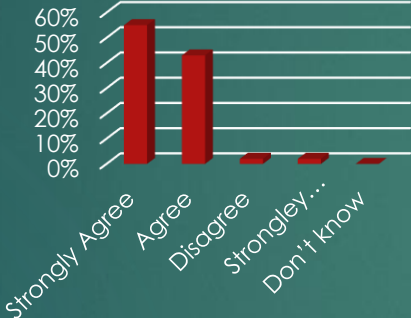
My child feels safe at school...



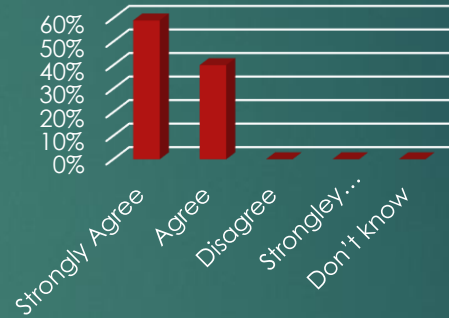
The school informs me about my child's progress...




My child is taught well at school...




My child is well looked after at this school.....



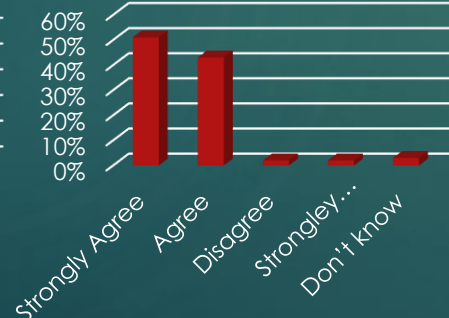
My child's teacher is approachable and addresses concerns effectively...




My child receives appropriate homework for their age...



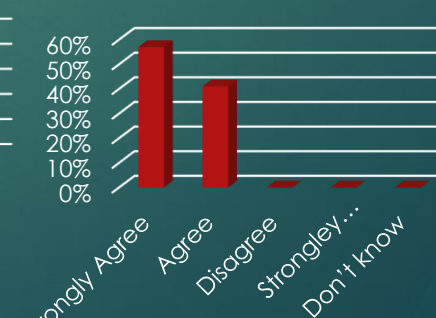
The school deals effectively with unacceptable behaviour...




This school deals effectively with bullying.....



I feel welcome and listened to when I come in to the school...



Senior staff are approachable and Address concerns quickly and effectively...





Questions with Highest Percentage of Strongly Agree/Agree Responses

99%
My child is
happy at
school

95%
The school
deals
effectively
with
unacceptabl
e behaviour

100%
The
teaching is
good at
BCPS

95%
My child
receives
appropriate
homework
for their age

98%
My child has
the chance
to take part
in lots of
exciting
learning,
trips etc.

100%
My child is
well looked
after at this
school

98%
My child
makes
good
progress at
school

100%
My child's
teacher is
approachabl
e and
addresses
concerns
quickly

100%
The school
informs me
about my
child's
progress

90%
This school
deals
effectively with
bullying

100%
My child feels
safe at school

99%
I feel
welcome
and listened
to when I
come in to
the school

94%
Ms Mahil and
senior leaders
are
approachable
and address
concerns
quickly



Questions with Highest Percentage of Disagree/Strongly Disagree Responses

89%

This school
deals
effectively
with bullying

This school deals effectively with bullying 89%. Although this is the lowest percentage, 90% agreed/ agreed strongly with only 1 parent disagreeing and 10% stating they did not know. This is on the Behaviour Action Plan to raise parent awareness with regards to how we tackle bullying.

94%

Ms Mahil and
senior leaders
are
approachable
and address
concerns
quickly

100% of the questionnaires that did not report 'agree' or 'strongly agree' ticked 'don't know'. We have introduced Phase Leaders who are now dealing with many issues as we have promoted our middle leadership. Parents have always gone straight to the SLT before, now we have a distributed leadership in which parents/ carers need to understand.

This is the best ever response we have had as a school. The percentages are the best we have had positively in many years also. There are a few pockets where parents disagreed with the highest of 95% being homework. Parents have been asking for more maths/ English, science, times tables, drawing and comprehensions which were mainly in Years 4, 5 and 6 and a couple in Year 3.